

# MEMS STEERING MIRROR

*Large static  
deflection*



## OVERVIEW

The **sercalo** MEMS 3D mirrors are used for precise optical beam steering.

The micromirror is designed to minimize effects such as drift, hysteresis, and temperature dependent performance. The angle is set using electrostatic actuation.

## FEATURES

- Low drift
- 2 independent axes
- Continuous tilting
- Single mirror
- 2.0 x 2.5 mm<sup>2</sup> mirror
- High fill factor

## APPLICATIONS

- Optical Beam Steering
- Reconfigurable Add-Drop Multiplexer
- Vibration control in free space optics
- Optical Processor

## ORDERING INFORMATION

TM-2520-AU    2.5 x 2.0 mm<sup>2</sup> mirror  
TM-2520-AL    2.5 x 2.0 mm<sup>2</sup> mirror

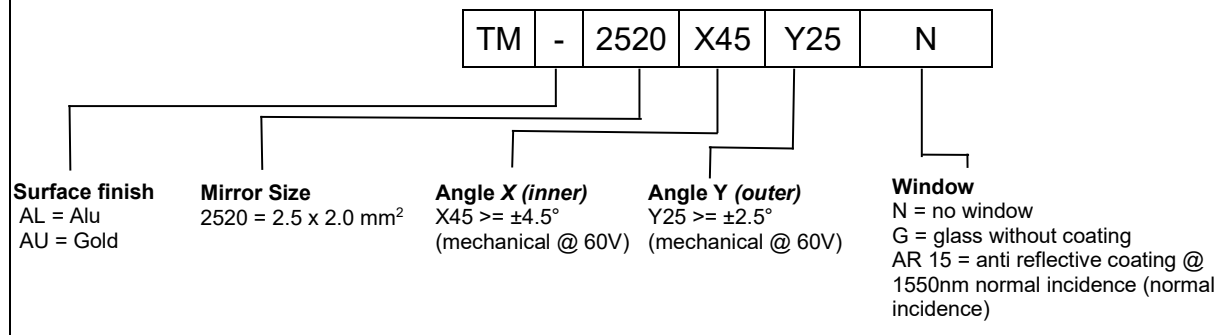
## CONTACT

**Sercalo Microtechnology Ltd**  
Landstrasse 151, FL 9494 Schaan  
Principality of Liechtenstein  
Tel. +423 237 57 97 Fax. +423 237 57 48  
www.sercalo.com Email: [info@sercalo.com](mailto:info@sercalo.com)

## TYPICAL SPECIFICATIONS

	Unit	Min	Typ	Max
Max. Actuation Voltage	V		60	70
Surface Finish	-		Al or Au	
Reflectivity (900-2000 nm)	%		95	
Mirror Size – X	μm	2500		
Mirror Size – Y	μm	2000		
Mirror Radius of Curvature	m	1.0		
Tilt Angle – X (Mechanical) @ 60 V	°		±4.5	
Tilt Angle – Y (Mechanical) @ 60 V	°		±2.5	
Resonant Frequency - X	Hz		170	
Resonant Frequency - Y	Hz		360	
Package	TO5			
ESD	<b>Unprotected = VERY SENSITIVE</b> Overvoltage above 70 V can permanently damage the device.			

## ORDERING INFORMATION



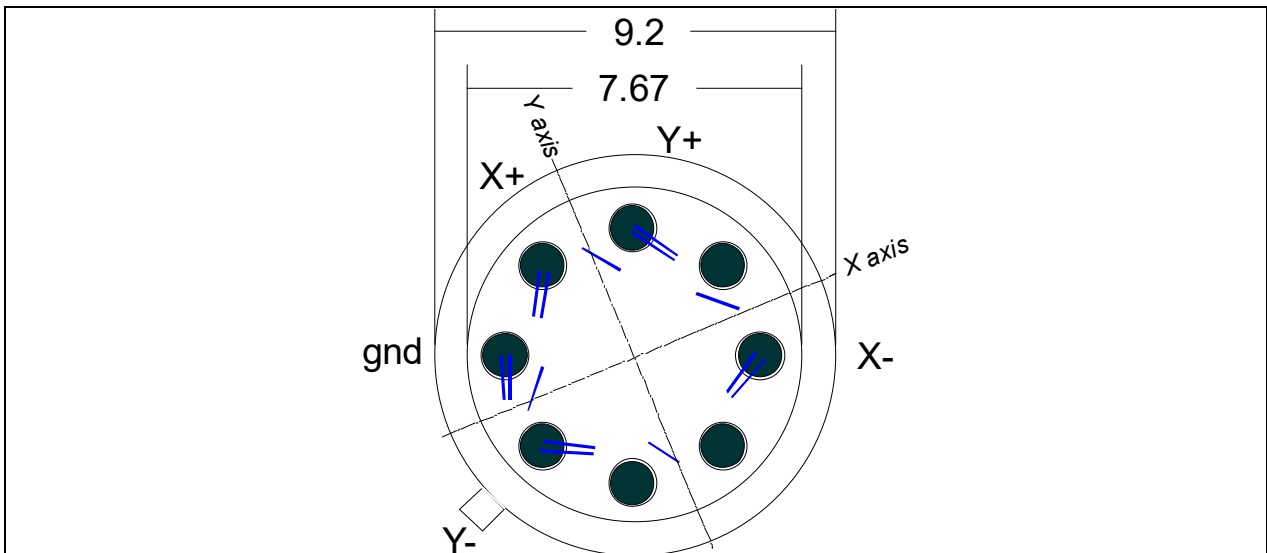


Figure 1: Pin layout of a 2.5 x 2.0 mm<sup>2</sup> micro-mirror chip on TO5 socket

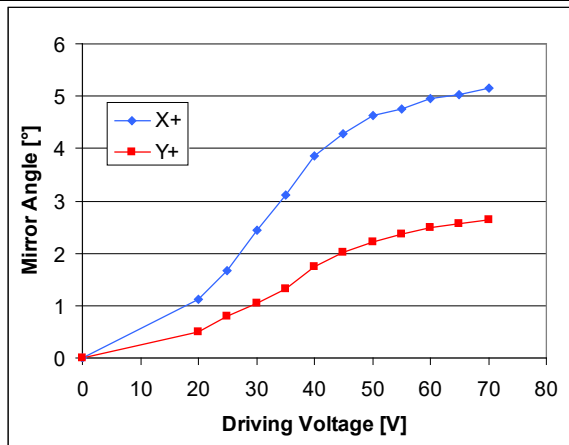


Figure 2: Typical tilt angle vs. applied voltage

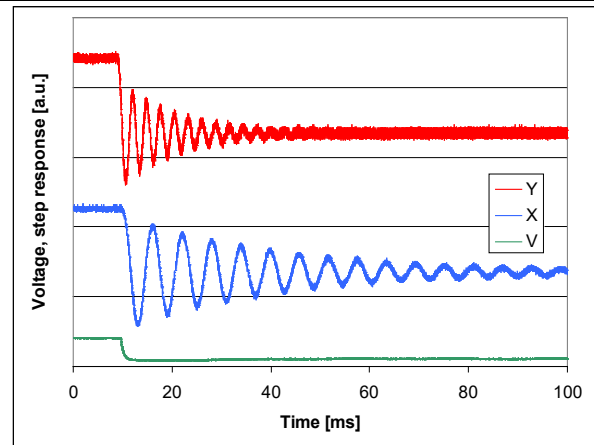


Figure 3: Typical step response

お問い合わせ先

 T.E.M. Incorporated

株式会社ティー・イー・エム

〒101-0035  
 東京都千代田区神田紺屋町17番地 ONEST神田スクエア3階  
 TEL:03-3258-0612 FAX:03-3258-0633  
 URL:<https://www.tem-inc.co.jp>  
 Mail:[info@tem-inc.co.jp](mailto:info@tem-inc.co.jp)

